



Forming Systems, Inc.
P.O. Box 694
Schoolcraft, MI 49087 USA

Phone: 877-727- FORM (3676)
269-679-3557 (International)
Fax: 269-679-3567
Email: info@formingsystemsinc.com

HTC[®]

CNC 4 AXES Spring Coiling Machine

HTC 60CF



STANDARD 4 SERVO MOTOR

1	FEED	1	PITCH
1	O.D.	1	CUTTER

OPTIONAL ACCESSORIES

ACCESSORIES	SYMBOL
SAFETY COVER	S
TORSION ATTACHMENT	A
SPRING LENGTH GAGE	SLG10
LONG SPRING GUIDE	L
LASER SENSOR	LS

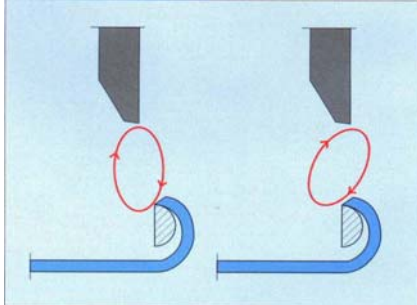
ENTIRE SERIES

	WIRE DIA.
HTC10CF	0.2 – 1.0mm
HTC16CF	0.4 – 1.6mm
HTC28CF	0.8 – 3.0mm
HTC45CF	1.8 – 4.5mm
HTC60CF	2.2 – 6.0mm


FEATURES

- 4 Servo Motors, computer controlled.
- Camless operation provides quick and easy setup.
- The Computer System stops machine if a programming error exceeds machine setup capabilities.
- On-screen diagnostics shows alarm status and corrective action required.
- On-screen display, monitors individual servo motor loads with color coded percentage factor and overload warning.
- A Micro Pulse Hand Wheel is used to run every motor either in manual Mode or Auto Mode for very easy setup and programming.
- Standard spring shapes are pre-programmed in computer CPU for easy setup.
- Mandrel In/Out movement is computer controlled.
- Continuous rotation mode insures high-speed production capability.
- Continuous mode and discontinuous mode programming are selectable.
- Easy to read 12.1" color TFT-LCD save space.
- Rotating Cut or Straight Cut capability are standard features.
- Heat Exchanger on the electronics chamber keeps controls clean.


CNC 4 AXES Spring Coiling Machine




- ❖ The track can be adjusted easily by two bolts on rotating cutter to get different cutting angel.



- ❖ Retractable probe is available to prevent springs hit probe.



- ❖ Rotating cutter is a standard accessory of HTC60CF insures burrs free. It is easy to become a straight cutter by only adjust 4 bolts on cutter.



- ❖ Optional torsion attachment is available.

SPECIFICATION

MODEL	WIRE DIA.	MAX. O.D.	FEEDING SPEED	PRODUCTION RATE	TOTAL POWER	DIMENSION (LxWxH)	WEIGHT
HTC 60CF	2.2mm-6.0mm (.086" - .236")	70mm (2.75")	MAX 60M/MIN	MAX 130PCS/MIN	23 KW	187x140x192cm (74"x55"x75")	3300KGS (7300LBS)