



**Forming Systems, Inc.**  
P.O. Box 694  
Schoolcraft, MI 49087 USA

Phone: 877-727- FORM (3676)  
269-679-3557 (International)  
Fax: 269-679-3567  
Email: [info@formingsystemsinc.com](mailto:info@formingsystemsinc.com)



# Electric Conveyor Furnaces

## HCF SERIES



HCF110



HCF160



HCF190



HCF260



HCF320



HCF400




COVER OPENS FOR  
EASY MAINTENANCE



HCF500

HCF600



HCF800

## Saving Energy Type

Available for all HCF models




HCF160-SE




HCF260-SE

## More Choices



FOR VARIOUS BELT WITH HCF190, HCF190-II, HCF190-III

# Reliable Standard & Optional Parts



MAIN CONTROL PANEL WITH  
MAGNETIC RELAY



SCALE SPEED METER  
24 HOURS TIMER



HTR100 TEMPERATURE RECORDER



MAIN CONTROL PANEL WITH  
SOLID STATE RELAY (SSR)



DIGITAL SPEED METER  
ONE WEEK TIMER



U TYPE STAINLESS STEEL CONVEYOR,  
HIGH EFFICIENCY PIPE HEATING  
ELEMENTS AND SPECIAL ISOLATED  
MATERIAL WITHOUT ASBESTOS

## FEATURES

- Seamless rolled edge SS belts
- Insulated belt return
- Easy opening cover
- 24 Hour on/off timer
- Flashing alarm system
- 500°C Max. Temp. (930°F)
- Stepless belt speed adjustment
- Removable casters (except HCF500,600,800)

## BENEFIT

- Eliminates tangled part damage
- Eliminate heat loss-improve efficiency
- Easy access and maintenance
- Lights out production, energy savings
- Heating element failure warning
- Capability for wide variety of material
- Smooth operation
- Portable operation

## STANDARD SPECIFICATION

- 24 Hour timer
- P.I.D. auto tuning temperature control
- Magnetic Relay for on/off heater control
- Over 520°C (970°F) magnetic relay available for heater shut down

## OPTIONAL ACCESSORIES

ACCESSORIES	SYMBOL	BENEFIT
Solid state relay SSR controls	SSR	High efficiency on/off heater control
One week timer	WT	Continuous operation
Recorder	HTR100	Quality control
Digital Speed Meter	DSM	Easy read belt speed
Air cleaner	DAF	Environment improve

**SPECIFICATION**

MODEL	CONVEYOR WIDTH	INLET HEIGHT	HEATING AREA LENGTH	CONVEYOR SPEED	REFERENCE WIRE DIA.	POWER CAPACITY	OUTSIDE DIMENSIONS (LxWxH)	WEIGHT
HCF95	70mm (2.75")	50mm (2")	500mm (19.7")	2-25Minute	0.1-2.0mm (.003"-.078")	2.7KW	1000x350x760mm (39"x14"x30")	90KGS (200LBS)
HCF110	100mm (3.9")	50mm (2")	600mm (23.6")	2-30Minute	0.1-2.0mm (.003"-.078")	3.6KW	1100x380x760mm (43"x15"x30")	110KGS (240LBS)
HCF110-II	200mm (7.9")					5KW	1100x480x760mm (43"x19"x30")	130KGS (290LBS)
HCF160 (HCF160-SE)	100mm (3.9")	70mm (2.8")	700mm (27.5")	3-35Minute	0.1-2.0mm (.003"-.078")	4KW	1600x650x1200mm (63"x26"x47")	200KGS (440LBS)
HCF160-II (HCF160-II -SE)	200mm (7.9")					6KW	1600x750x1200mm (63"x30"x47")	240KGS (530LBS)
HCF190 (HCF190-SE)	200mm (7.9")	80mm (3.1")	1000mm (39.3")	3-40Minute	0.1-3.0mm (.003"-.118")	8KW	1900x750x1200mm (75"x30"x47")	300KGS (660LBS)
HCF190-II (HCF190- II -SE)	300mm (11.8")					12KW	1900x850x1200mm (75"x33"x47")	360KGS (800LBS)
HCF190-III (HCF190- III -SE)	400mm (15.7")					16KW	1900x950x1200mm (75"x37"x47")	430KGS (950LBS)
HCF260 (HCF260-SE)	300mm (11.8")	90mm (3.5")	1500mm (59")	4-45Minute	0.1-4.5mm (.003"-.177")	16KW	2600x920x1430mm (102"x36"x56")	500KGS (1100LBS)
HCF260- II (HCF260- II -SE)	400mm (15.7")					19KW	2600x1020x1430mm (102"x40"x56")	600KGS (1330LBS)
HCF260- III (HCF260- III -SE)	500mm (19.6")					26KW	2600x1120x1430mm (102"x44"x56")	720KGS (1580LBS)
HCF320 (HCF320-SE)	300mm (11.8")	90mm (3.5")	2100mm (82.6")	5-50Minute	0.1-7.0mm (.003"-.275")	24KW	3200x920x1430mm (126"x36"x56")	750KGS (1650LBS)
HCF320- II (HCF320- II -SE)	400mm (15.7")					28KW	3200x1020x1430mm (126"x40"x56")	900KGS (2000LBS)
HCF320- III (HCF320- III -SE)	500mm (19.6")					40KW	3200x1120x1430mm (126"x44"x56")	1080KGS (2380LBS)
HCF400 (HCF400-SE)	400mm (15.7")	130mm (5.1")	2800mm (110")	5-80Minute	0.1-10mm (.003"-.393")	40KW	4000x1020x1560mm (157"x40"x61")	1100KGS (2420LBS)
HCF400- II (HCF400- II -SE)	500mm (19.6")					48KW	4000x1120x1560mm (157"x44"x61")	1350KGS (3000LBS)
HCF400- III (HCF400- III -SE)	600mm (23.6")					60KW	4000x1220x1560mm (157"x48"x61")	1550KGS (3410LBS)
HCF500 (HCF500-SE)	500mm (19.6")	150mm (5.9")	3500mm (138")	6-100Minute	0.1-12mm (.003"-.472")	54KW	5000x1050x1350mm (197"x41"x53")	1600KGS (3520LBS)
HCF500- II (HCF500- II -SE)	600mm (23.6")					67KW	5000x1150x1350mm (197"x45"x53")	1920KGS (4260LBS)
HCF500- III (HCF500- III -SE)	700mm (27.5")					76KW	5000x1250x1350mm (197"x49"x53")	2250KGS (4950LBS)
HCF600 (HCF600-SE)	700mm (27.5")	180mm (7.1")	4100mm (161")	6-120Minute	0.1-15mm (.003"-.60")	84KW	5800x1220x1500mm (228"x48"x53")	2500KGS (5500LBS)
HCF800 (HCF800-SE)	1000mm (39.4")	200mm (7.9")	6000mm (236")	10-150Minute	0.1-18mm (.003"-.70")	132KW	8000x1530x1550mm (315"x60"x61")	4500KGS (9900LBS)

POWER SUPPLY AVAILABLE FOR 200/220/380/400/415/440/480/575V, 3 PHASE, 50/60HZ OR 220V/240V, 1 PHASE, 50/60HZ

MAXIMUM TEMPERATURE: 500°C (930°F) FOR ALL ABOVE FURNACES

SPECIAL CONFIGURATIONS AVAILABLE